



Designed for Tonfisk by Brian Keane & Tony Alfström

**A tea & coffee range  
combining ceramic and  
wood to WARM its users**



WCSO WKS0



**Warm** is a tea and coffee range that combines ceramic cups and pots with bracelets of laminated bent wood, that help insulate the contents of the objects while acting as their handles.

**Standing** Snugly held by friction the bracelets are the means by which the objects stand. No coasters are required. And as the pots are lifted and poured like bottles they are more comfortable to use than traditional “handled” pots.

**Cleaning** All ceramic parts are oven, microwave and dishwasher proof. The wood can be cleaned by slipping it from the cup or pot and wiping with a damp sponge. The insides of the pots can be cleaned with a normal dishwashing brush. The products are fired to 1250°C and are certified to be food safe, containing no harmful materials.


**Lid** There is an option between a cork or a ceramic lid for the teapots. The pots are designed so that the lid sits firmly in place while pouring your drink: there is no fear of the lid falling off or burning your hand.

**Tea filter** Every pot comes with a high quality stainless steel tea filter.

**Wood parts** are made either from oak (light color) or walnut (dark color). The parts are extremely strong and can be squeezed in the hand without damage. The wood is laminated with urethane glue and the surface is treated with a natural waterproof wax. The wood handles are resistant to humidity in normal use, but can't be soaked or put in the dishwasher. If the wood is accidentally soaked it should be left to dry in the open at room temperature.

#### **Replacement Wood Handles & Corks**

Replacements of both corks and wood handles can be purchased, should they become lost or broken. The corks and wood, however, are durable materials and should not deteriorate over time.



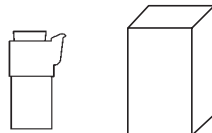
## Product specifications



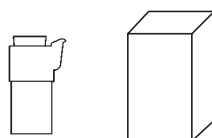
**Product Range:** WARM  
**Product:** Stackable Cup 24cl x 2 – oak  
**Style No:** WCSO  
**Product Dimensions:** 8cm (3,1 ins) diameter, height 9,2 cm (3,6 ins)  
**Weight (single cup):** 0,2 kg (0,4 lbs)  
**Packaging Dimensions:** 16 x 7,5 x 10 cm (6,3 x 3 x 4 ins)  
**Individual Unit Packaged Weight:** 0,5 kg (1,1 lbs)



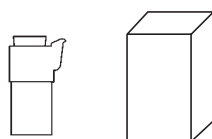
**Product Range:** WARM  
**Product:** Stackable Cup 24cl x 2 – walnut  
**Style No:** WCSW  
**Product Dimensions:** 8cm (3,1 ins) diameter, height 9,2 cm (3,6 ins)  
**Weight (single cup):** 0,2 kg (0,4 lbs)  
**Packaging Dimensions:** 16 x 7,5 x 10 cm (6,3 x 3 x 4 ins)  
**Individual Unit Packaged Weight:** 0,5 kg (1,1 lbs)



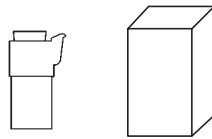
**Product Range:** WARM  
**Product:** Tea/Coffee Pot 60 cl – oak / cork lid  
 Including stainless steel tea filter  
**Style No:** WKSO  
**Product Dimensions:** 9,5cm (3,7 ins) diameter, height 19,5 cm (7,7 ins)  
**Weight:** 0,55 kg (1,2 lbs)  
**Packaging Dimensions:** 12,5 x 10 x 20,5 cm (4,9 x 3,9 x 8,1 ins)  
**Individual Unit Packaged Weight:** 0,7 kg (1,54 lbs)



**Product Range:** WARM  
**Product:** Tea/Coffee Pot 60cl – walnut / cork lid  
 Including stainless steel tea filter  
**Style No:** WKSW  
**Product Dimensions:** 9,5cm (3,7 ins) diameter, height 19,5 cm (7,7 ins)  
**Weight:** 0,55 kg (1,2 lbs)  
**Packaging Dimensions:** 12,5 x 10 x 20,5 cm (4,9 x 3,9 x 8,1 ins)  
**Individual Unit Packaged Weight:** 0,7 kg (1,54 lbs)



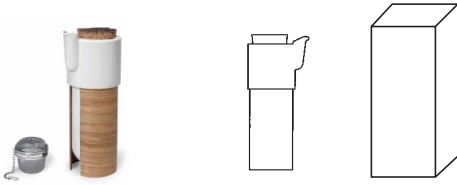
**Product Range:** WARM  
**Product:** Tea/Coffee Pot 60cl – oak / ceramic lid  
 Including stainless steel tea filter  
**Style No:** WSOC  
**Product Dimensions:** 9,5cm (3,7 ins) diameter, height 19,5 cm (7,7 ins)  
**Weight:** 0,63 kg (1,4 lbs)  
**Packaging Dimensions:** 12,5 x 10 x 20,5 cm (4,9 x 3,9 x 8,1 ins)  
**Individual Unit Packaged Weight:** 0,78 kg (1,7 lbs)



**Product Range:** WARM  
**Product:** Tea/Coffee Pot 60cl – walnut / ceramic lid  
 Including stainless steel tea filter  
**Style No:** WSWC  
**Product Dimensions:** 10cm (1,7 lbs) diameter, height 28 cm (11 ins)  
**Weight:** 0,63 kg (1,4 lbs)  
**Packaging Dimensions:** 12,5 x 10 x 20,5 cm (4,9 x 3,9 x 8,1 ins)  
**Individual Unit Packaged Weight:** 0,78 kg (1,7 lbs)

Due to the nature of the ceramic production methods specifications stated here may vary slightly on the final produced pieces.

Due to the nature of the ceramic production methods specifications stated here may vary slightly on the final produced pieces.



**Product Range:** WARM

**Product:** Tea/Coffee Pot 1.1 L - oak / cork lid  
Including stainless steel tea filter

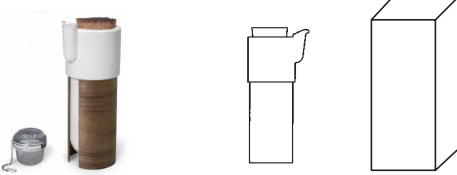
**Style No:** WKLO

**Product Dimensions:** 9,5cm (3,7 ins) diameter,  
height 19,5 cm (7,7 ins)

**Weight:** 0,85 kg (1,87 lbs)

**Packaging Dimensions:** 13 x 11 x 28,5 cm (5,1 x 4,3 x 11,2 ins)

**Individual Unit Packaged Weight:** 0,90 kg (1,98 lbs)



**Product Range:** WARM

**Product:** Tea/Coffee Pot 1.1 L - walnut / cork lid  
Including stainless steel tea filter

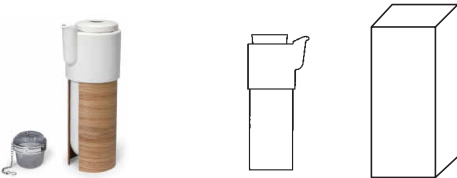
**Style No:** WKLW

**Product Dimensions:** 9,5 cm diameter, height 19,5 cm

**Weight:** 0,85 kg

**Packaging Dimensions:** 13 x 11 x 28,5 cm (5,1 x 4,3 x 11,2 ins)

**Individual Unit Packaged Weight:** 0,90 kg (1,98 lbs)



**Product Range:** WARM

**Product:** Tea/Coffee Pot 1.1 L - oak / ceramic lid  
Including stainless steel tea filter

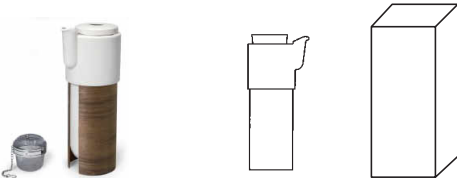
**Style No:** WLOC

**Product Dimensions:** 9,5cm (3,7 ins) diameter,  
height 19,5 cm (7,7 ins)

**Weight:** 0,93 kg (2,1 lbs)

**Packaging Dimensions:** 13 x 11 x 28,5 cm (5,1 x 4,3 x 11,2 ins)

**Individual Unit Packaged Weight:** 0,98 kg (2,2 lbs)



**Product Range:** WARM

**Product:** Tea/Coffee Pot 1.1 L - walnut / ceramic lid  
Including stainless steel tea filter

**Style No:** WLWC

**Product Dimensions:** 9,5cm diameter, height 19,5 cm

**Weight:** 0,93 kg

**Packaging Dimensions:** 13 x 11 x 28,5 cm (5,1 x 4,3 x 11,2 ins)

**Individual Unit Packaged Weight:** 0,98 kg (2,2 lbs)



**Product Range:** WARM

**Product:** Hot Stand

**Style No:** WHST

**Product Dimensions:** 10 cm (3,9 ins) diameter,  
height 7 cm (2,8 ins)

**Weight:** 0,27 kg (0,6 lbs)

**Packaging Dimensions:** 13,5 x 12,5 x 9,5 cm (5,3 x 4,9 x 3,7 ins)

**Individual Unit Packaged Weight:** 0,4 kg (0,9 lbs)



**Product Range:** WARM

**Product:** Plate / Serving Dish

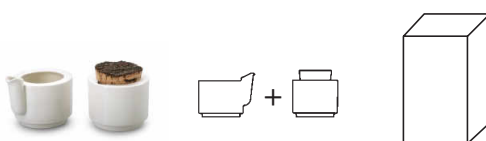
**Style No:** WPSD

**Product Dimensions:** 24,5 x 11 x 3 cm (9,6 x 4,3 x 1,2 ins)

**Weight:** 0,52 kg (1,1 lbs)

**Packaging Dimensions:** 26 x 12 x 3,5 cm  
(10,2 x 4,7 x 1,4 ins)

**Individual Unit Packaged Weight:** 0,55 kg (1,2 lbs)



**Product Range:** WARM

**Product:** Cream Jug 30 cl & Sugar Bowl 30 cl with cork lid

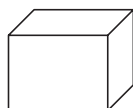
**Style No:** WMSC

**Product Dimensions:** Cream Jug: diameter 9,5 cm (3,7 ins)  
height 9 cm (3,5 ins), Sugar Bowl: diameter 9,5 cm, height 9 cm

**Weight:** 0,54 kg (1,2 lbs)

**Packaging Dimensions:** 12,5 x 10 x 20,5 cm (4,9 x 3,9 x 8,1 ins)

**Individual Unit Packaged Weight:** 0,69 kg (1,5 lbs)



**Product name:** WARM

**Product:** Latte Cup Stackable 40cl x 1 - oak

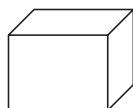
**Style No.:** WCLO

**Product Dimensions:** Cup 40cl Diameter 10,3cm (4,06 in),  
height 9,7cm, (3,82 in)

**Weight:** 0,24 kg (0,53 lb)

**Packaging Dimensions:** 13,5 x 12,5 x 9,5 cm  
(5,3 x 4,9 x 3,7 in)

**Individual Unit Package Weight:** 0,38 kg (0,84 lb)



**Product name:** WARM

**Product:** Latte Cup Stackable 40cl x 1 - walnut

**Style No.:** WCLW

**Product Dimensions:** Cup 40cl Diameter 10,3cm (4,06 in),  
height 9,7cm, (3,82 in)

**Weight:** 0,24 kg (0,53 lb)

**Packaging Dimensions:** 13,5 x 12,5 x 9,5 cm  
(5,3 x 4,9 x 3,7 in)

**Individual Unit Package Weight:** 0,38 kg (0,84 lb)